



K4WA/C

DECELERATION VALVE

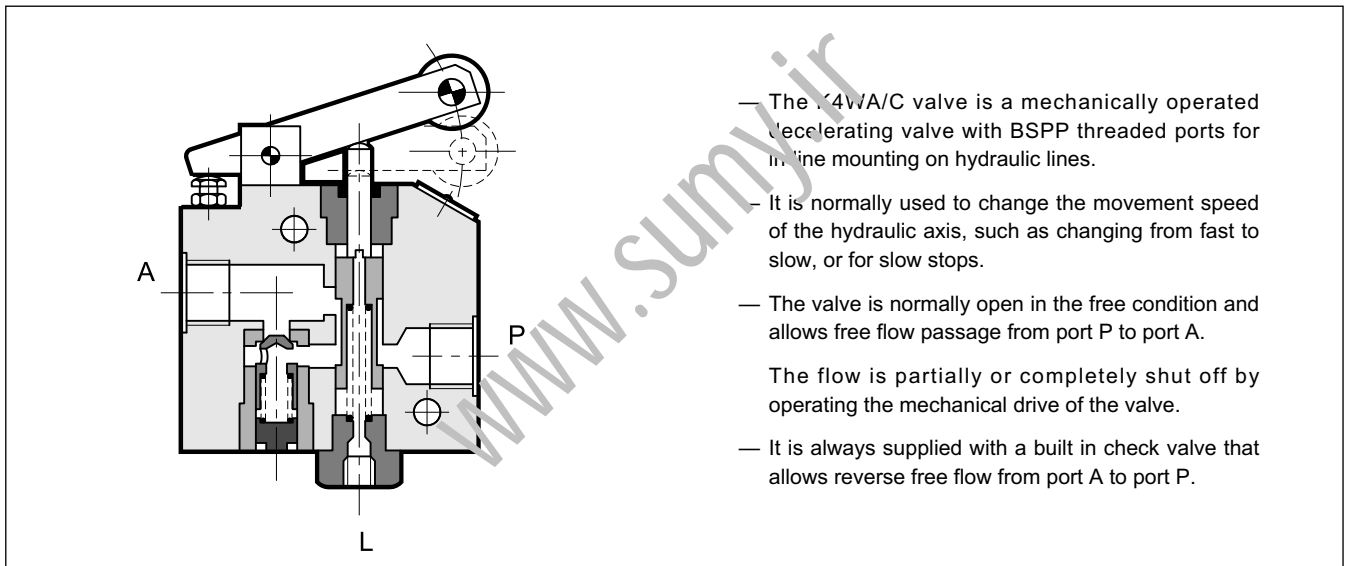
SERIES 10

THREADED PORTS

p max 150 bar

Q max 40 l/min

OPERATING PRINCIPLE



— The K4WA/C valve is a mechanically operated decelerating valve with BSPP threaded ports for inline mounting on hydraulic lines.

— It is normally used to change the movement speed of the hydraulic axis, such as changing from fast to slow, or for slow stops.

— The valve is normally open in the free condition and allows free flow passage from port P to port A.

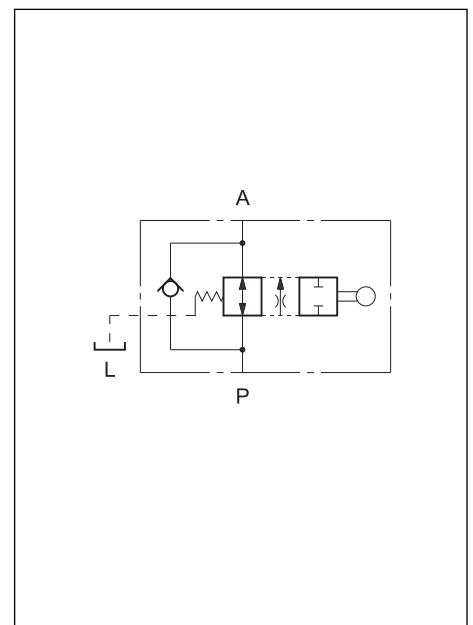
The flow is partially or completely shut off by operating the mechanical drive of the valve.

— It is always supplied with a built in check valve that allows reverse free flow from port A to port P.

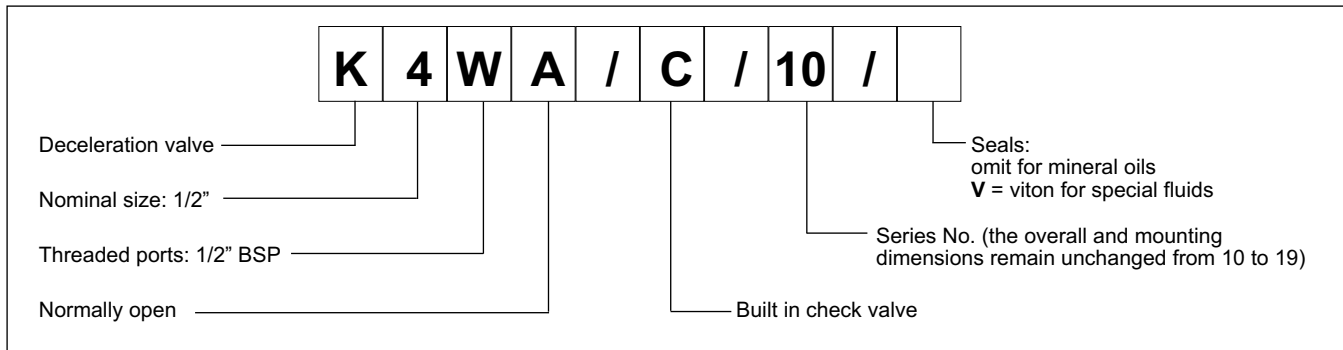
PERFORMANCES (measured with mineral oil of viscosity 36 cSt at 50°C)

Maximum operating pressure	bar	150
Cracking pressure of the check valve	bar	0,5
Maximum flow rate	l/min	40
Needed force on the lever to operate:		
- at beginning	Kg	6,8
- at end stroke		12,0
Maximum leakage with closed valve (Δp 100 bar)	l/min	0,05
Stroke (from all open to completely closed)	mm	20
Ambient temperature range	°C	-20 / +50
Fluid temperature range	°C	-20 / +80
Fluid viscosity range	cSt	10 + 400
Fluid contamination degree	According to ISO 4406:1999 class 20/18/15	
Recommended viscosity	cSt	25
Mass	kg	2,5

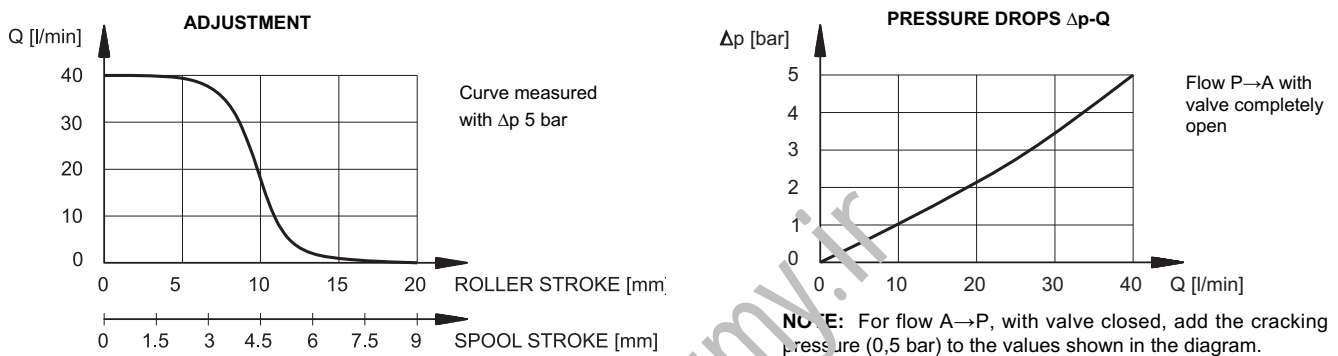
HYDRAULIC SYMBOL



1 - IDENTIFICATION CODE



2 - CHARACTERISTIC CURVES (values obtained with viscosity of 36 cSt at 50°C)



3 - HYDRAULIC FLUIDS

Use mineral oil-based hydraulic fluids HL or HM type, according to ISO 6743-4. For these fluids, use NBR seals. For fluids HFDR type (phosphate esters) use FPM seals (code V). For the use of other kinds of fluid such as HFA, HFB, HFC, please consult our technical department. Using fluids at temperatures higher than 80 °C cause a faster degradation of the fluid and of the seals characteristics. The fluid must be preserved in its physical and chemical characteristics.

4 - OVERALL AND MOUNTING DIMENSIONS

